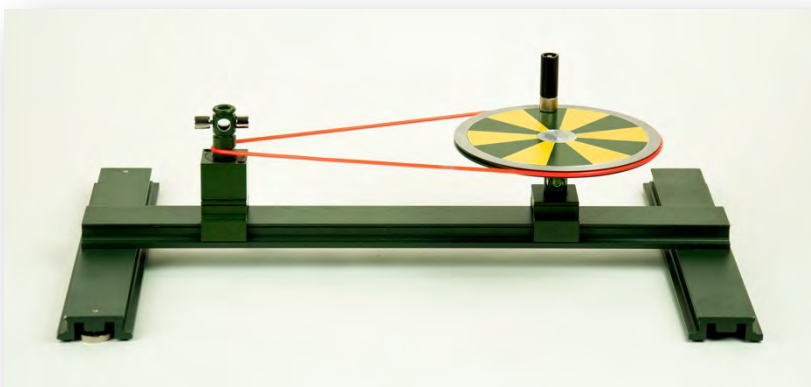


TABLES (MANUAL AND MOTOR DRIVEN)

Manual driven whirling table

Material for Setup 1

Item-no.	Qty.	Description
DS101-1G	1	Support base, large, L=500 mm
DS103-3G	1	Sliding saddle, H=34 mm
DS402-3B	1	Pivot bearing with transverse hole,
DS402-3S	1	Drive pulley demo, with ball bearing
DS402-2N	1	Crank pin, L=50 mm
DS401-1A	1	Drive belts, set of 2



Material for Setup 2

Item-no.	Qty.	Description
DS101-1G	1	Support base, large, L=500 mm
DS093-04	1	Sliding saddle "Sepp", H=40 mm
DM352-9S	1	Whirling apparatus, "retro"




VARIANTS OF WHIRLING TABLES (MANUAL AND MOTOR DRIVEN)

MED 09.01

Motor driven whirling table

Material for Setup 1


Item-no.	Qty.	Description
DS101-1G	1	Support base, large, L=500 mm
DS403-2S	1	Drive motor, demo




max. 4.500 – 4.800 turns per minute

Material for Setup 2

Item-no.	Qty.	Description
DS101-1G	1	Support base, large, L=500 mm
DS403-1G	1	Geared motor
DS403-2K	1	Clamp socket adapter
DS403-3F	1	Fixing screw M6



max. 120 – 180 turns per minute



max. 650 – 1.000 turns per minute